

Hi Everyone,

Thank you again for all your hard work and engagement this week.

We are all aware of the difficulties facing everyone during these uncertain times. We know that everyone's home situation is different. Not everyone will have time to do all this work. If anything is too difficult for your child, they can skip it. We want to provide you with support, but we don't want to add any extra stress to your lives. We will focus on tasks that include revision and tasks that can be completed independently. We have included a list of suggestions at the end for extra activities for anyone that would like to try them.

We ask that your child complete the following tasks each day:

	Mon	Tues	Weds	Thurs	Fri
Daily Mental Maths Test + Problem Solving Questions (Week 31)					
Practice Tables (+ - × ÷) Visit Topmarks for games					
Read a Book of Choice					
Watch a short programme on Cúla4					
Write your 'Nuacht' for each day (3 sentences)					
Exercise Visit GoNoodle for indoor activities or Joe Wicks live Youtube @9.30am					

Four other tasks will be posted each week for your child to engage with. Details are available on the following pages:

Task 1:	English - Letter Writing
Task 2:	Maths - Area
Task 3:	SESE - Australia
Task 4:	Aboriginal Art

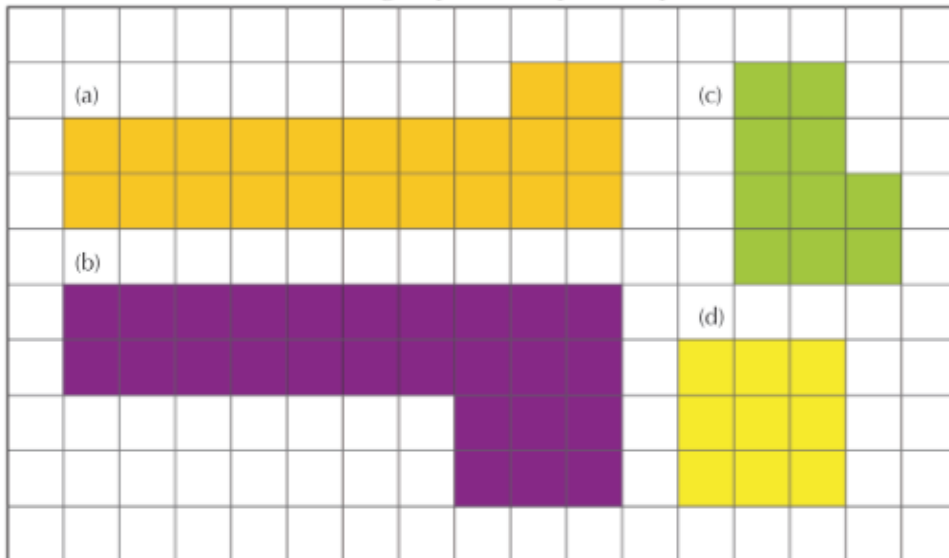
Task 1: English: Letter Writing

Write a letter to your future self about these unique times we live in. Describe what is happening, what your day is like and how you are feeling. Write about the things you are enjoying and the things you miss, and your hopes for the future.

Task 2 - Area: Choose a maths challenge that you would like to try.

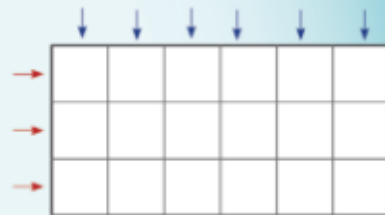
Challenge 1

A Find the area of each of the following shapes. Each square is equal to 1cm^2 .

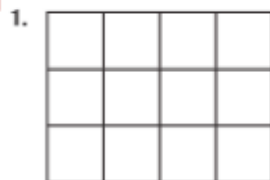


Finding the area of a rectangle


1. Measure the width of the rectangle. Width = ___ cm
2. Measure the length of the rectangle. Length = ___ cm
3. There are 3 rows of 6cm^2 .
4. Area = 3 rows (width) \times 6cm (length) = 18cm^2
5. Check your answer by counting the number of squares.



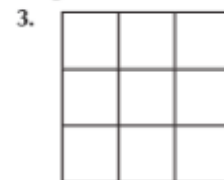
A Find the area of these rectangles. Check your answers by counting the cm^2 .



Length = ___ cm
 Width = ___ cm
 There are ___ rows of ___ cm
 Area = ___ cm^2



Length = ___ cm
 Width = ___ cm
 There are ___ rows of ___ cm
 Area = ___ cm^2



Length = ___ cm
 Width = ___ cm
 There are ___ rows of ___ cm
 Area = ___ cm^2


B Draw these rectangles on cm^2 paper. Then find their area.

1. L = 4cm, W = 2cm
2. L = 10cm, W = 3cm
3. L = 7cm, W = 5cm
4. L = 10cm, W = 8cm
5. L = 9cm, W = 4cm
6. L = 8cm, W = 1cm
7. L = 12cm, W = 2cm
8. L = 11cm, W = 5cm
9. L = $8\frac{1}{2}\text{cm}$, W = 4cm



Challenge 2

B Comparing rectangles

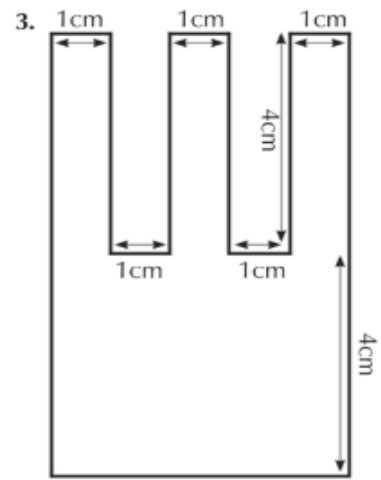
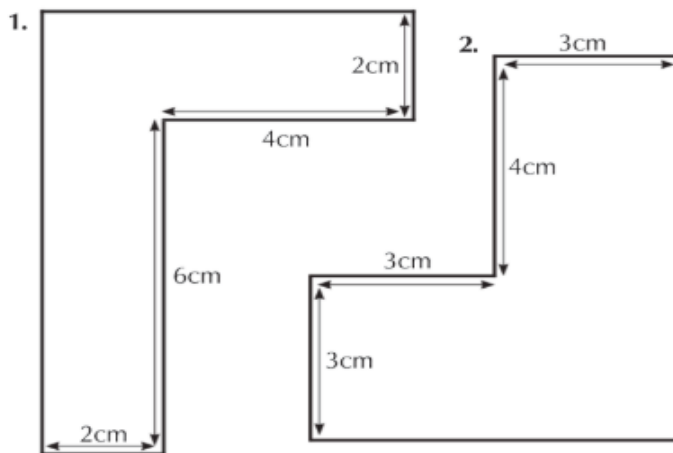


1. What is the perimeter of each rectangle?
2. What is the area of each rectangle?

C Draw these rectangles. Find their perimeters and their areas. What conclusion can you draw?

1. (a) L 8cm, W 4cm (b) L 11cm, W 1cm (c) L 9cm, W 3cm
2. (a) L 12cm, W 2cm (b) L 10cm, W 4cm (c) L 7cm, W 7cm
3. (a) L 10cm, W 5cm (b) L 8cm, W 7cm (c) L 12cm, W 3cm

A Find the area of these irregular shapes.



A Floor plans

Look at the plan. Answer the questions. **Scale: 1:100 1cm represents 1m**



1. Find the area of these rooms.
 - (a) Dining room
 - (b) Sitting room
 - (c) Kitchen
 - (d) Patio
 - (e) Playroom
 - (f) Bathroom
 - (g) Hall
2. Find the cost of carpet for the sitting room @€19.99 per m².
3. Find the perimeter of each room. Include the doors!
4. How might you know that this house has another storey?
5. Why do you think did the builder build the patio facing south?



Task 3 - SESE - The Aborigines

Click on the link to find out about the Aborigines:

<https://www.youtube.com/watch?v=Ska2fpueDLA>

Once you have viewed the video, answer the following questions.

1. The Aborigines carefully managed the landscape before Europeans arrived. Give some examples of how they did this.

2. Make a list of some of the types of food they grew/harvested.

3. The native people came together in The Australian Alps to harvest what unusual thing?

4. How did the landscape change when the settlers arrived from Europe and stopped the Aborigines from carrying out their traditional farm practices? _____

5. Describe how the Aborigines caught fish.

6. Why do you think so many animals and plants have become extinct in Australia over the last 200 years? _____

Australia

Use non-fiction books and the Internet to find out information about Australia.

Capital City:


Population:

Language Spoken:

Location of Country:



Country Flag:



Bordering Countries:

Famous Landmarks:

Famous People:

Popular Food:

Popular Activities or Sports:

Traditions:

National Anthem:

Other Interesting Facts:

Task 4 - Art

The Aborigines are also famous for their original style of artwork. Now it's your chance to try it out. Follow the instructions below and complete the template:



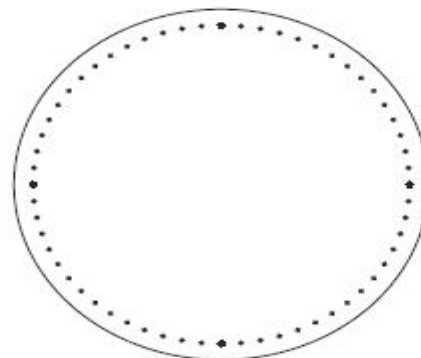
Dot Painting

Tips:

- Print onto card to hold the paint better.
- Paint can be any colour the student wishes; traditionally, earthy colours are used as paints were made from crushed rocks.
- Allow time for each circle to dry.
- Dots can be painted with a variety of materials including cotton buds, kebab skewers or pencils.
- Often, colours are repeated but they do not have to be in a pattern.

Techniques:

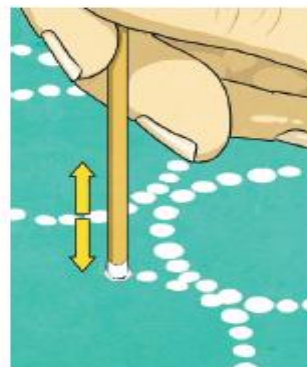
1. Dot paintings work best if the dots are started inside the lines.



2. Move the paper so that you are working close to your artwork and not leaning over. This will prevent the artwork smudging.




3. Hold the dot instrument straight and dot in an up and down motion.



Dot Painting Template 1

Fill the inside of circle with dots.



Other suggestions:

www.studyladder.com every child in the class already has login details stapled into their journals. I have put some tasks up for them to try out. These tasks are related to Maths and English.

<https://scratch.mit.edu/> please finish your game we have been working on in class. Try making a new one. Don't forget to share it and add a link to ClassDojo so I can see it.

Keep a Diary - these are very unusual and historic times we live in. Keep a diary of what is happening in your life and in the wider world. It will be interesting to read in years to come.

<https://www.getepic.com/students> stuck for something to read? Check out this website. Use the class code **mhv2932** to get in. Pick your name and off you go! [Oxford Owl](#) is another good website with lots of ebooks. Click on 'My Class Login'. Username: Cronans20 Password: 123456

Make, draw or paint something and share it on ClassDojo. I would love to see it. Be creative. It can be anything (baking, art and craft, lego etc).

Dance Mat Typing - Practise your typing skills.

<https://www.bbc.co.uk/bitesize/topics/zf2f9j6/articles/z3c6tfr>

RTÉ's Home School Hub - RTÉ will broadcast over an hour of "school on TV" to support primary school children and their parents at home. This will be on daily from Monday @11-12 on RTÉ 2, with a catch-up segment in the afternoon. It will also be available to watch on <https://www.rte.ie/player/>

If you like to code, try some of the activities at <https://code.org/learn>

FREE CELEBRITY CLASSES FOR KIDS IN LOCKDOWN

9:00	PE WITH JOE WICKS YOUTUBE.COM/THEBODYCOACH
10:00	MUSIC WITH MYLEENE KLASS YOUTUBE/MYLEENESMUSICKLASS
11:00	SCIENCE WITH MADDIE MOATE YOUTUBE.COM/MADDIEMOATE
11:30	DANCE WITH OTI MABUSE YOUTUBE.COM/OTIMABUSEOFFICIAL
13:00	MATHS WITH CAROL VORDERMAN THEMATHSFACTOR.COM
14:00	HISTORY WITH DAN SNOW TV.HISTORYHIT.COM
15:00	ENGLISH WITH DAVID WALLIAMS WORLDOFDAVIDWALLIAMS.COM
17:30	FOOD TECH WITH JAMIE OLIVER CHANNEL4.COM/KEEPCOOKINGANDCARRYON

Remember, please encourage your child to share, share, share on ClassDojo!

I will look forward to seeing what you all are up to. If there are any problems with logins / passwords etc please don't hesitate to contact me.

Mr. Melia