

Third Class Work – Week Beginning May 11th

Hi everyone,

We hope that you are all keeping well. Please view the work below as a menu. As parents, you must decide how much or how little to do each day, with the main deciding factor being that it should not make your family's life more stressful.

Kindest regards,
The Third Class Teachers.

We recommend that the following work be completed daily:

- 1 day of New Wave Mental Maths & problem solving
- 1 day of Table Toppers
- Complete 2 pages of the handwriting workbook per week
- Read a book of your choice /my read at home reading comprehensions.
(CJ Fallon website - <https://www.cjfallon.ie/>)

Here are this week's challenges. They are posted on the following pages. The activities can be done in a refill pad, spare copy or on a sheet, whichever is more convenient for you.

1. **Literacy** - Adjectives
2. **Maths** – 3 D Shapes and Shape Hunt
3. **Gaeilge** - Éadaí Samhraidh (Summer Clothes)
4. **Geography** - My Local Area
5. **Art** - Design your own flip flops

1. Literacy - Adjectives (Part 1)

- Adjectives are used to describe a word. They give us more detail about a person, place or thing.

Word Study

Describing Words

1. Read the grid below and colour the describing words.


Examples: pretty, long, red

Use a light colour so you can still see the words. Find the hidden word.

big	noisy	bag	pretty	car	sad	bird	short	straight	bright
small	hat	pen	tasty	van	sweetly	cow	curly	bed	sunny
sweet	messy	cup	rusty	bike	windy	pig	long	water	sharp
quickly	coat	pan	red	dog	wet	hen	cosy	bath	soundly
slowly	shoe	door	soft	cat	fiercely	baby	softly	tap	white
loudly	chair	roof	grumpy	crispy	chatty	duck	happy	sock	little

2. Use the describing words from the grid to finish these sentences.

- My mum drives a _____ car.
- Emma has _____ hair, Lauren has _____ hair.
- My bed is _____ and _____.
- It is a _____ day, yesterday was _____ and _____.
- The lion roared _____.
- My uncle snores _____.
- The thrush sings _____.
- Nell's room is very _____.
- Emily hurt her leg and walked _____ home.
- I was very _____ when I won the race.
- The twins Alan and Jan like _____ cake.
- Rachel and Laura like _____ potatoes.
- Brian wears _____, colourful clothes.
- The drill was very _____.



Literacy - Adjectives (Part 2)

- Describe the monster - Choose some words/phrases that describe this monster.
- Here are some examples to help you; scary, enormous, brown, sharp teeth, big eyes etc.
- Put these words into a sentence to describe the monster in the picture.

Describe the Monster



Write some words and phrases that describe the monster.

.....

Write some sentences to describe the monster.











2. Maths - 3D Shapes and Shape Hunt

Chapter 21: 3-D shapes




2-D shapes are **FLAT**.

3-D shapes are **SOLID**.





1. Write the name of each shape. Colour the 2-D shapes **green** and 3-D shapes **red**.

(a) 	(b) 	(c) 	(d) 	(e) 
_____	_____	_____	_____	_____
(f) 	(g) 	(h) 	(i) 	(j) 
_____	_____	_____	_____	_____

2. Give 3 examples of objects that are shaped like these solids.

(a) 	(b) 	(c) 
1. _____ 2. _____ 3. _____	1. _____ 2. _____ 3. _____	1. _____ 2. _____ 3. _____

3. When you trace around a face of a 3-D shape, you will draw a 2-D shape. What 2-D shapes make up the faces of these solids?

	(a) 	(b) 	(c) 
	_____	_____	_____ and _____

4. Colour the odd one out. Give a reason for your choice.



Reason: _____

Chapter 21: 3-D shapes

1. Sketch a drawing of each of the following 3-D shapes.

(a)

(b)

(c)

(d)

(e)

cuboid

cylinder

sphere

cube

cone

2. How many of each 3-D shape can you see?

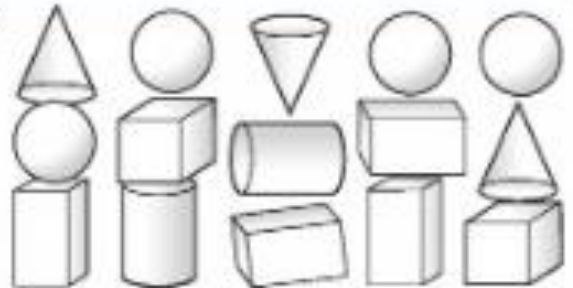
(a) cones: _____

(b) spheres: _____

(c) cubes: _____

(d) cuboids: _____

(e) cylinders: _____



Maths Challenge - Shape Hunt

- Why not try and find some of these shapes in your house?
- Set a timer for two minutes for each shape, see how many you can find in your house!
- Take a photo of the shapes you found and upload them to your portfolio, if you wish 😊
- Find as many examples of each of these shapes as you can:
- When you are finished the shape hunt, test the shape to see if it rolls, stacks or slides.

1) Cube -

2) Cuboid -

3) Cone -

4) Cylinder -


5) Sphere -

1. Éadaí Samhraidh

- Tarraing na héadaí samhraidh (draw a picture of the clothes that you will wear during the summer. Scroll down for template or draw your own)
- Cuir lipéadaí ar na héadaí (put labels on the clothes in your drawing)

Eádaí Samhraidh (Summer clothes)

- Spéaclaí gréine (sunglasses)
- T - léine (T - shirt)
- Caipín (sun cap)
- Culaith snámha (swimsuit)
- Sciorta (skirt)
- Gúna (dress)
- Bríste gearr (shorts)
- Léine (shirt)
- Cuairáin (sandals)
- Mála trá (beach bag)



4. Geography - My Local Area

- This week, you are going to design a small poster based on your local area.
- You can include a mixture of some facts about your local area, drawings, pictures and you could also include your favourite place in your local area.
- Try to include 5 facts about your local area.
- You can upload a photo of your finished project to your portfolio, if you wish 😊

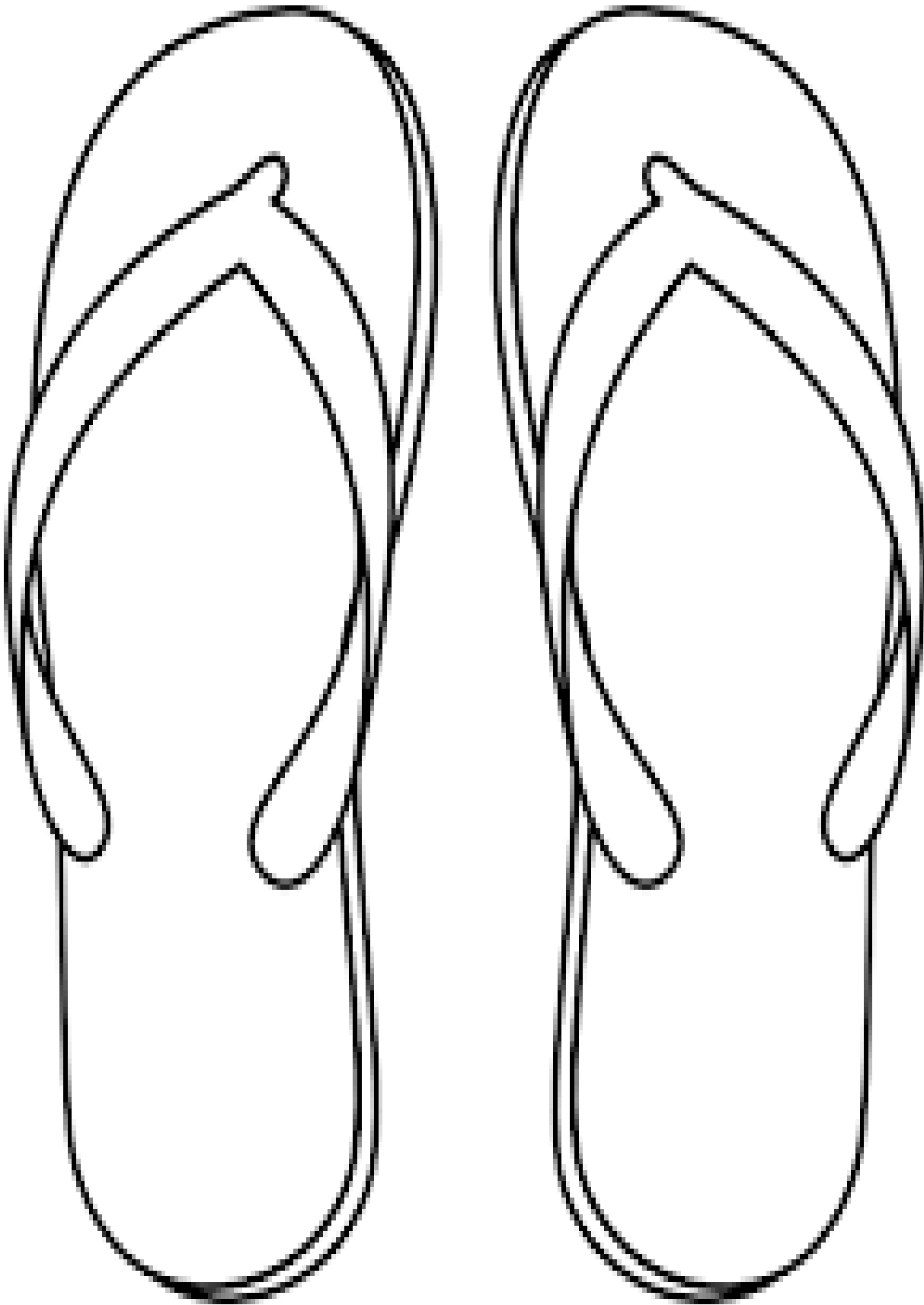
Some examples of headings to help you could be;

- My House
- My School
- My teams/clubs
- Places I go for a walk
- An example of wildlife in your local area eg a river, animals, flowers etc.

5. Art - Design your own flip flops

- Use this template to design your own flip flops for summer! (Scroll down for template)
- You can draw your own if you wish and use lots of different materials to make them unique.
- For example, you could use colours, old newspaper or magazine cut outs, leftover coloured paper etc to design your flip flops.
- Here are some examples of designs you may like to use.





Useful Resources

Here are some websites for some extra resources, if you want to use them.

- 1) **Cula 4** - Pick a cartoon to watch each day

<https://www.cula4.com/en/wtch/>

- 2) **PE with Joe**. 30 minute workouts for children.

<https://www.youtube.com/playlist?list=PLyCLOpd4VxBvQafyve889qVcPxYEjdSTI>

- 3) **Story Online** - Story online is a lovely website which is completely free. There are a selection of books for all ages which are read Jack'n'ory style. It has lovely illustrations and is very enjoyable.

<https://www.storylineonline.net/>

- 4) **Children's books Ireland - An Post Imagine Nation**

This website has some very nice resources for wellbeing and mindfulness. The activities are really interesting. There is a booklet and then individual worksheets along with a list of book recommendations for children. This is a free resource and may be used at your leisure.

<https://childrensbooksireland.ie/an-post-imaginaton/>

- 5) **Scholastic Kids Book Club**

This is a great website with lots of interesting facts, quizzes and printable activities. I particularly like the quote of the week and the short activity which follows it. Well worth a visit!

<https://clubs-kids.scholastic.co.uk/>