

Third Class Work – Week Beginning March 30th

Hi everyone. We hope that you are all keeping well. Please view the work below as a menu. You as parents must decide how much or how little to do each day, with the main deciding factor being that it should not make your family's life more stressful. Please bear in mind that your children for whom this work is set, are in primary school, not facing state exams, and that each child will catch up when normality resumes. The work we will set out is revision and reminder work. You will not be asked or expected to teach brand new concepts to your child. Please don't compare the level of work your child is doing with that of another child, or worry if there are days when no work at all is completed. Your child is an individual, being guided by the person who knows and loves them the most, you the parent.

Kindest regards,

The Third Class Teachers.

We recommend that the following work be completed every day:

	Mon	Tues	Wed	Thurs	Fri
1 day of New Wave Mental Maths & problem solving					
Practise tables (first week x2, second week x4 and so on)					
Exercise					
Watch a cartoon on cúla 4 (TG4)					
Read a book of their choice					
Complete 2 pages of the handwriting workbook per week					

A number of other activities will be posted each week for your child to engage with. Here are this week's challenges. They are posted on the following pages.

1. Maths - Addition work
2. Literacy – Procedural reading & writing
3. Easter story (in powerpoint form and will be posted as a separate attachment)
4. Easter art idea
5. Share your reading

1. Addition

CODE:

a	58
b	83
c	99
d	49
e	79
f	68
g	88
h	51
i	33
j	40
k	75
l	90
m	96
n	89
o	74
p	70
q	80
r	87
s	35
t	78
u	94
v	29
y	93

Add the following. Match the answers to the letters using the code. Write the words to complete the poem.

A

24	42	53	61	70
+34	+47	+35	+18	+20
58				
a				

B

22	37	45	33
15	10	22	23
+31	+11	+32	+23

C

32	46	54	27	68
+19	+28	+35	+52	+25

D

36	29	48	35	57	19	46
+34	+65	+48	+35	+18	+14	+43

E

24	21	63
+46	+12	+16

F

17	52	39	40	45	15
+32	+22	+35	+9	+45	+64

G

		22
27	48	44
+56	+46	+22

H

46	11	23	17	25	37
16	29	38	17	31	25
+34	+34	+17	+17	+23	+25

My Teacher Calls Me Sweetie Cakes

My teacher calls me sweetie cakes.
 My classmates think it's funny
 to hear her call me **A** _____ **B** _____
 Or pookie bear or **C** _____.

She calls me precious baby doll.
 She calls me **D** _____ **E** _____
 Or **F** _____ **G** _____ or honey bunch
 Or darling butterfly.

My class is so embarrassing,
 I need to find another,
 Just any class at all
 In which the teacher's not my **H** _____.

Kenn Nesbitt









Addition – Regrouping

My uncle bought a tablet for €386 and a smart phone for €267.

Find the total cost of both items. $€386 + €267 = €$ ☆

My estimate:
 $€400 + €300 = €700$

h	t	u
		
		
6	5	3

Step 1: Add the units.
Regroup the 13 units as
1 ten and 3 units.

Step 2: Add the tens.
Regroup the 15 tens as
1 hundred and 5 tens.

Step 3: Add the hundreds.

	h	t	u
€	3	8	6
+ €	2	6	7
€	6	5	3

Holiday time



Spain
€269



Italy
€359



Greece
€455



Turkey
€268



Portugal
€176



France
€177



Germany
€386

1. Mr Sunny wants to go on a few holidays. Find the cost of these return flights. Remember to estimate first!

(a)

$$\begin{array}{r} \text{Spain} \\ \text{Portugal} \\ + \\ \hline \end{array} \quad \begin{array}{r} €269 \\ €176 \\ \hline \end{array}$$

(b)

$$\begin{array}{r} \text{Italy} \\ \text{Greece} \\ + \\ \hline \end{array} \quad \begin{array}{r} € \quad \quad \\ € \quad \quad \\ \hline \end{array}$$

(c)

$$\begin{array}{r} \text{Turkey} \\ \text{Germany} \\ + \\ \hline \end{array} \quad \begin{array}{r} € \quad \quad \\ € \quad \quad \\ \hline \end{array}$$

(d)

$$\begin{array}{r} \text{France} \\ \text{Greece} \\ + \\ \hline \end{array} \quad \begin{array}{r} € \quad \quad \\ € \quad \quad \\ \hline \end{array}$$

(e)

$$\begin{array}{r} \text{France} \\ \text{Greece} \\ \text{Spain} \\ + \\ \hline \end{array} \quad \begin{array}{r} €177 \\ €455 \\ €269 \\ \hline \end{array}$$

(f)

$$\begin{array}{r} \text{Greece} \\ \text{Turkey} \\ \text{France} \\ + \\ \hline \end{array} \quad \begin{array}{r} € \quad \quad \\ € \quad \quad \\ € \quad \quad \\ \hline \end{array}$$

(g)

$$\begin{array}{r} \text{France} \\ \text{Portugal} \\ \text{Turkey} \\ + \\ \hline \end{array} \quad \begin{array}{r} € \quad \quad \\ € \quad \quad \\ € \quad \quad \\ \hline \end{array}$$

(h)

$$\begin{array}{r} \text{Spain} \\ \text{Portugal} \\ \text{Italy} \\ + \\ \hline \end{array} \quad \begin{array}{r} € \quad \quad \\ € \quad \quad \\ € \quad \quad \\ \hline \end{array}$$

2. Now try these.

(a)

$$\begin{array}{r} \text{h t u} \\ 246 \\ 152 \\ + 375 \\ \hline \end{array}$$

(b)

$$\begin{array}{r} \text{h t u} \\ 381 \\ 456 \\ + 142 \\ \hline \end{array}$$

(c)

$$\begin{array}{r} \text{h t u} \\ 256 \\ 467 \\ + 243 \\ \hline \end{array}$$

(d)

$$\begin{array}{r} \text{h t u} \\ \quad 45 \\ 268 \\ + 152 \\ \hline \end{array}$$

(e)

$$\begin{array}{r} \text{h t u} \\ 528 \\ 137 \\ + 117 \\ \hline \end{array}$$

(f)

$$\begin{array}{r} \text{h t u} \\ \quad 462 \\ \quad \quad 99 \\ + 384 \\ \hline \end{array}$$

2. Procedural reading.

How to Give Your Pet a Bath

Materials needed:

- A pet
- A bath
- Pet shampoo
- Water
- A towel
- Patience

Instructions:

- 1 Fill your bath with **lukewarm** water.
- 2 Test the **temperature** of the water with your elbow.
- 3 Place your pet in the water.
- 4 Make sure your pet is wet all over.
- 5 **Massage** pet shampoo all over your pet. Avoid your pet's eyes.
- 6 Rinse off the shampoo with the bath water.
- 7 Place the towel on the floor beside the bath.
- 8 Place the pet on the towel.
- 9 Towel-dry your pet.
- 10 Have **patience** as your pet tries to wriggle away from you.



Writing:

Use the guide below to help you write out a procedure. The suggested one is how to make a fruit salad, but it can be any procedure; how to make beans on toast, how to make a paper airplane or how to wash your hands thoroughly while singing a song for 20 seconds! You decide 😊

Title: _____

Materials needed:

- 1 _____
- 2 _____
- 3 _____
- 4 _____

Instructions:

- 1 First ...
- 2 Next ...
- 3 Then ...
- 4 After ...
- 5 Last ...



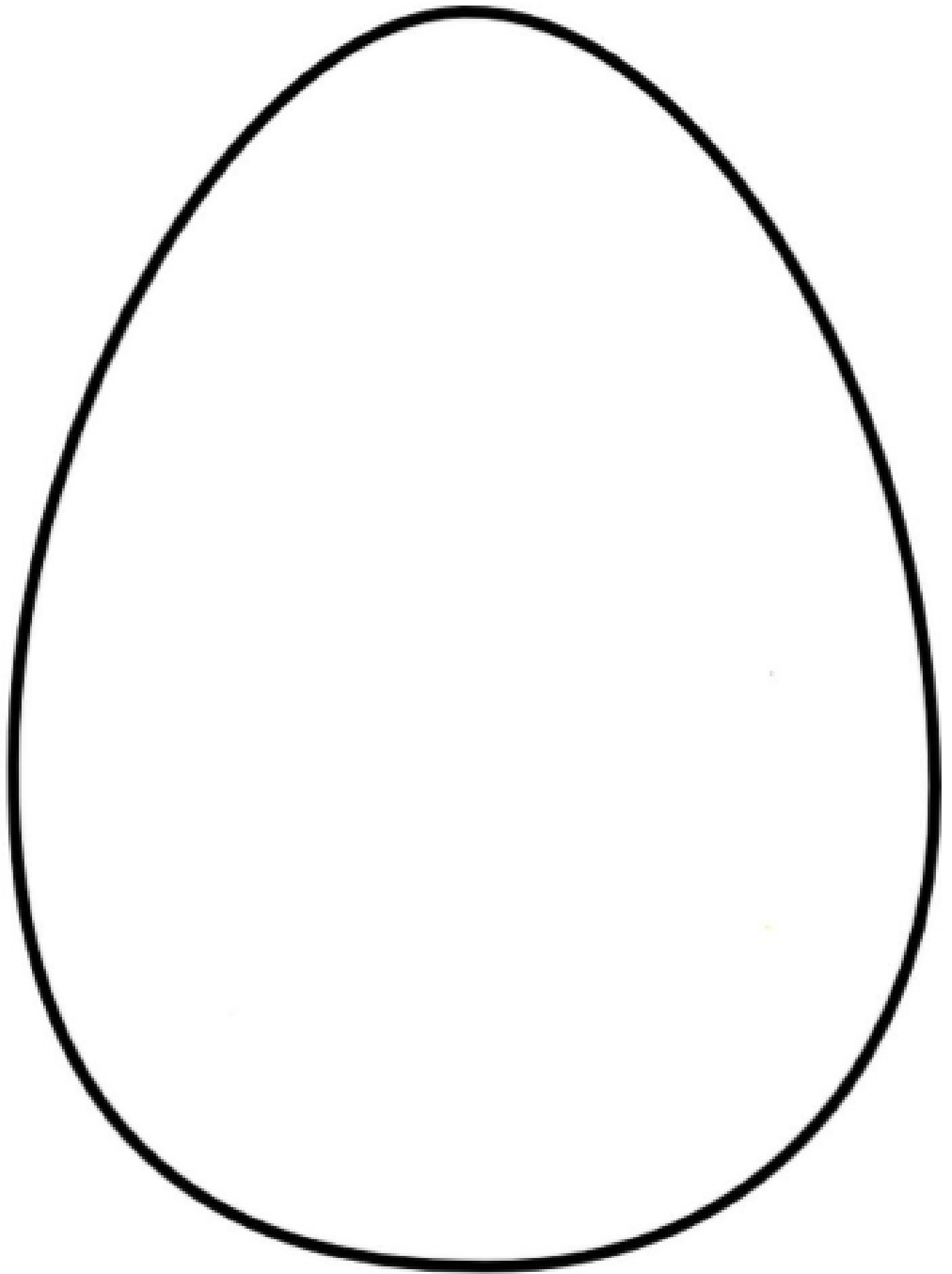
3. The Easter Story.

This will be attached as a powerpoint. You can read through the powerpoint. You should be familiar with this story from previous Easter seasons. Why not draw a scene from the story and write a sentence or two to match? Perhaps you could write a short prayer to God to ask him to keep everyone safe this Easter and decorate it.

4. Easter egg art idea!

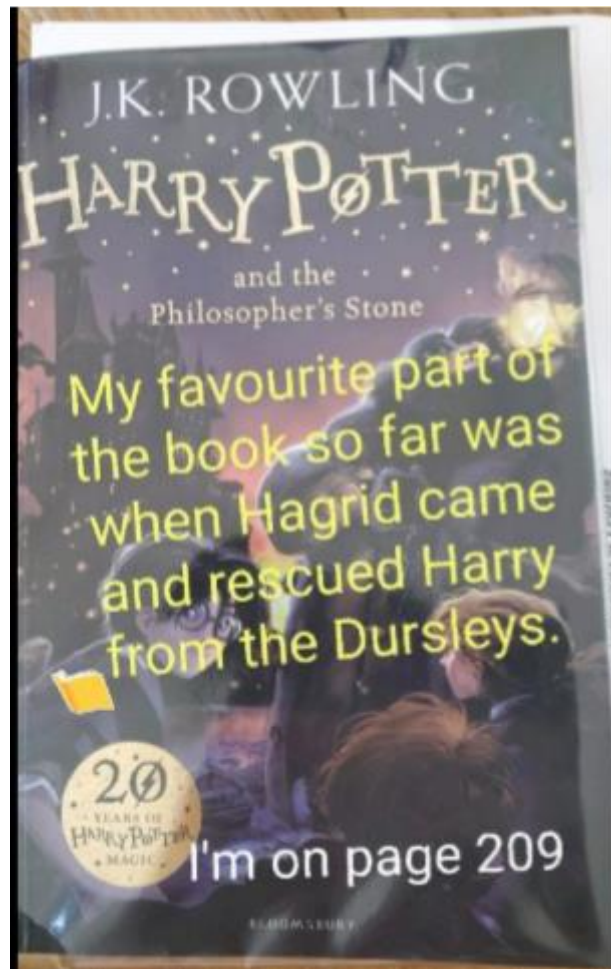
Using an Easter egg template shape on the following page, cut out lots of coloured bits of paper and stick them onto the template to create an Easter egg mosaic picture. If you don't have access to a printer just draw your own egg shape. If you don't have coloured paper just colour in some white paper first before cutting. If you're short on paper then simply get creative with markers/crayons/twistables and see what patterns you can come up with. When you're finished maybe stick them up in a window so that passers-by can admire your work! You can post a photo of it to your Class Dojo portfolio also.





5. Share your reading!

Having so much time off school means you have lots more time for reading – you lucky things! Take a picture of the cover of the book you're reading using the Class Dojo app. Upload the photo to your portfolio and tell me what page you're on and what the best part of the book has been so far.



Three useful websites:

For practising tables <https://www.topmarks.co.uk/maths-games/hit-the-button>

For cartoons as Gaeilge <https://www.cula4.com/en/>

For PE with Joe Wicks <https://www.youtube.com/watch?v=-8o8wMgAT-Y>